


# FWLER

## HOIST ACCESSORIES

Couplers & Pipe Joiner Tested to AS/NZS 1576.2:2016 Section 4 Clauses 4.2.2.3 and 4.2.2.5



**HD Hoist Internal Door Solenoid**



**Swivel Coupler 76 x 48mm**




**HD Half Coupler  
76mm**




**Hose Clamps  
90-114mm**



**HD Swivel Coupler  
76x76mm**



**Wire Mesh Galv 25 x 25 2.4 x 1.2m**



**Internal Pipe Joiner 76mm**